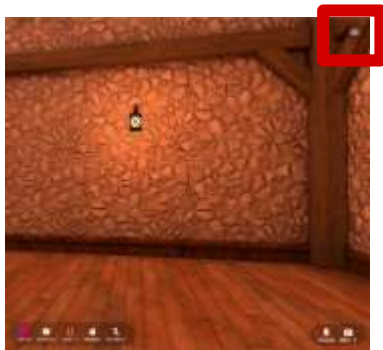


How to change nickname

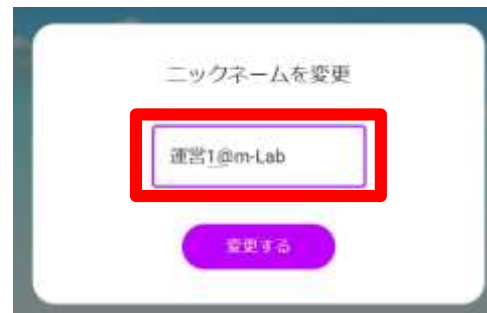
Click the menu on the top right



Click on the nickname



Change the nick name



※Please choose a safe nickname even if you go outside

How to change avatar

Click the menu on the top right



Click change avatar



Choose your favorite avatar

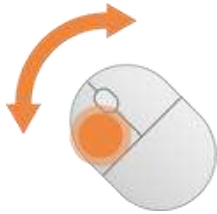


※If you registered as a member, you can customize your avatar and avatar features

You can check your nickname and avatar by clicking "自分を見る" at the bottom right of screen


How to control avatar

< P C >



Use **the arrow keys on your keyboard** to move avatar. **Click and drag the mouse** to change your perspective.

< Smartphone/Tablet >



Navigate using **the virtual pad at the bottom left**. **Swipe in the desired direction** to change your perspective.

Moving



Visual



Stickers



Stickers appear above avatar's head

Reaction



The avatar shows reaction

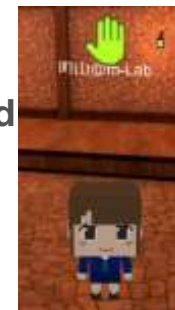
If you have question

① Raise hand

Click 「raise hand」



Please wait until you are nominated



② Once you are nominated, turn on your microphone and ask a question.

when you are nominated



Turn on your microphone and start asking questions



When nomination is canceled



Microphone will turn off



< Ask a question using the chat function >

You can ask text questions via the chat **at the bottom left of screen**

